

**UNITED STATES
SECURITIES AND EXCHANGE COMMISSION**

Washington, D.C. 20549

FORM 8-K

CURRENT REPORT

**Pursuant to Section 13 OR 15(d) of
The Securities Exchange Act of 1934**

Date of Report (Date of earliest event reported) **May 14, 2007**

Kohlberg Capital

(Exact name of registrant as specified in its charter)

Delaware
(State or other jurisdiction
of incorporation)

814-00735
(Commission File Number)

20-5951150
(IRS Employer Identification No.)

**295 MADISON AVENUE
NEW YORK, NY**
(Address of principal executive offices)

10017
(Zip Code)

Registrant's telephone number, including area code: **(212) 455-8300**

(Former name or former address, if changed since last report)

Check the appropriate box below if the Form 8-K filing is intended to simultaneously satisfy the filing obligation of the registrant under any of the following provisions:

- Written communications pursuant to Rule 425 under the Securities Act (17 CFR 230.425)
 Soliciting material pursuant to Rule 14a-12(b) under the Exchange Act (17 CFR 240.14a-12)
 Pre-commencement communications pursuant to Rule 14d-2(b) under the Exchange Act (17 CFR 240.14d-2(b))
 Pre-commencement communications pursuant to Rule 13e-4(c) under the Exchange Act (17 CFR 240.13e-4(c))

Item 7.01 Regulation FD Disclosure

On May 15, 2007, Kohlberg Capital Corporation (the "Company") expects to attend an investor conference at which the Company will make a presentation containing the information that is furnished herewith as Exhibit 99.1 (the "Presentation Materials").

In accordance with General Instruction B.2 of Form 8-K, the information in this Current Report on Form 8-K, including Exhibits 99.1, shall not be deemed "filed" for the purposes of Section 18 of the Securities Exchange Act of 1934, as amended, or otherwise subject to the liability of that section, nor shall it be deemed incorporated by reference in any filing under the Securities Act of 1933, as amended, except as shall be expressly set forth by specific reference in such a filing.

Item 9.01. Financial Statements and Exhibits.

(c) *Exhibits.* The following exhibits are furnished with this Current Report on Form 8-K.

99.1 Presentation Materials to be presented at conferences and Analyst Meetings.

SIGNATURE

Pursuant to the requirements of the Securities Exchange Act of 1934, as amended, the Registrant has duly caused this report to be signed on its behalf by the undersigned hereunto duly authorized.

Kohlberg Capital

(Registrant)

May 14, 2007

/s/ MICHAEL I. WIRTH

(Date)

Michael I. Wirth
Chief Financial Officer

Exhibit Index

99.1 Presentation Materials to be presented at conferences and Analyst Meetings.



KOHLBERG
CAPITAL CORPORATION

May 2007

Forward Looking Information

This presentation may include forward-looking statements. These forward-looking statements include comments with respect to our objectives and strategies, and the results of our operations and our business.

However, by their nature, these forward-looking statements involve numerous assumptions, uncertainties and opportunities, both general and specific. The risk exists that these statements may not be fulfilled. We caution readers of this presentation not to place undue reliance on these forward-looking statements as a number of factors could cause future company results to differ materially from these statements.

Forward-looking statements may be influenced in particular by factors such as fluctuations in interest rates and stock indices, the effects of competition in the areas in which we operate, and changes in economic, political, regulatory and technological conditions. We caution that the foregoing list is not exhaustive.

When relying on forward-looking statements to make decisions, investors should carefully consider the aforementioned factors as well as other uncertainties and events.

Company Overview

Chris Lacovara

Chairman, Kohlberg Capital

Co-Managing Partner, Kohlberg & Co.

Overview – Investment Highlights

Innovative Strategy and Platform

- w Internally managed structure
- w Inclusion of Katonah asset management business
- w Affiliation with Kohlberg & Co.

Highly Experienced Management Team

- w Seasoned management team with average industry tenure of 20+ years
- w Kohlberg & Co. participation on the Board and Investment Committee

Dynamic Business Model

- w Compelling middle market opportunity
- w Multi-channel origination capabilities
- w Disciplined investment process with seasoned credit professionals

Attractive Portfolio

- w Currently \$218M of first lien / second lien / mezzanine and equity
- w Average yield of Libor + 4.2%
- w CDO investments of \$24M with an average yield of 14%
- w 100% ownership of profitable Katonah asset management business

Alignment of Interests

- w Q1 dividend at 7.7% (on IPO price); Q4 run-rate > 10%
- w No external management fees
- w 20% insider ownership including Kohlberg & Co. principals

Overview – Business Model

Internally managed - management, originations and credit staff are employed by the BDC or its wholly owned portfolio company, KDA

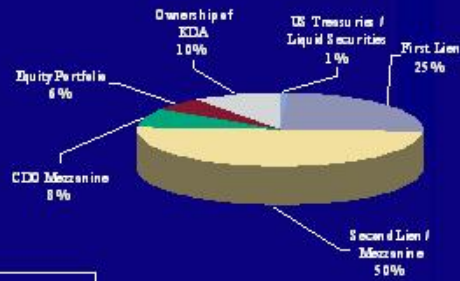
		Current Valuation (\$ millions)		
Kohlberg Capital NASDAQ "KCAP"	Middle Market Investments w Acquisition of \$185M portfolio for cash w Average yield: 8.5% to 9.5%	\$218	14,462,000	Issued To Public
	CDO Equity Investments w Initially acquired for stock w Approximate yield: 14.0%	\$24	1,258,000	
	Katonah Debt Advisors w Initially acquired for stock w Current annual cash flow stream: \$6 million	\$47	2,226,333	Issued To Kohlberg Affiliates
		\$289	17,943,333	

Overview – Business Model

Kohlberg Capital's debt and equity investments generate cash flow and increasing dividends to shareholders

Asset Class	Estimated Gross Asset Yield Fully Ramped
US Treasuries / Liquid Securities	5%
First Lien	9%
Second Lien / Mezzanine	12%
CDO Mezzanine	12%
Equity Portfolio	20%
Ownership of Katonah	Variable
Weighted Average Approximate Yield	11%

Fully Ramped Asset Mix



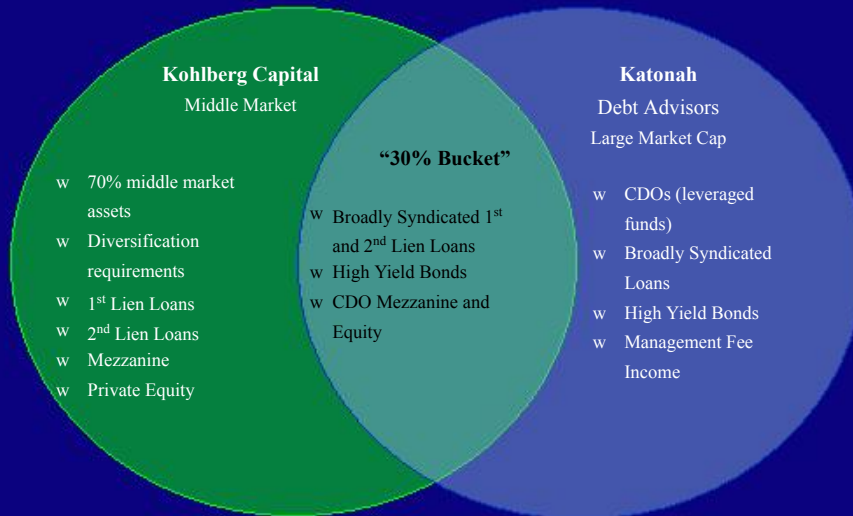
Estimated Leverage (Asset/Equity)	1.85x
Gross Weighted Average Yield	11%
Expected Loan Loss Experience	1%
Cost of Debt	6%
Estimated C&A	< 2%



ROA %	6%
ROE %	11%
Dividend Yield	10%

Overview – Strategy and Platform

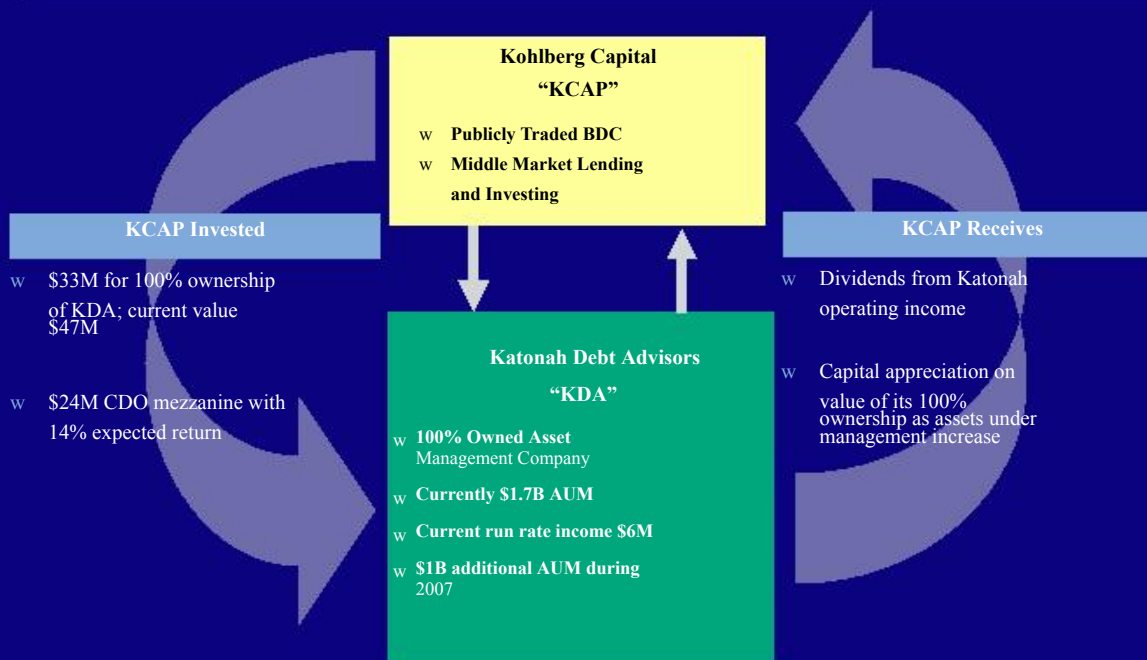
Overlap between targeted assets of BDC and Katonah allows BDC to use its 30% allocation creatively outside of the middle market, minimizing cash



Origination and credit resources common to both

Overview – Strategy and Platform

A publicly traded BDC with a wholly owned asset management company



Overview – Strategy and Platform

As Katonah grows AUM, KCAP shareholders will benefit

		Assets Under Management (\$ in millions)			
		\$1,200	\$1,700	\$2,500	
Average Fees	50 bps	\$3	\$6	\$9	Distributable Cash
	60 bps	NA	\$7	\$10	
	70 bps	NA	\$8	\$11	
Percentage of AUM	2.75%	\$33	\$47	\$69	Theoretical Value of Katonah
	3.00%	\$36	\$51	\$75	
	3.25%	\$39	\$55	\$81	

Growth in KDA's AUM will result in an increasing dividend yield and an increase in Katonah's underlying value

Dynamic Business Model

Dayl Pearson

Chief Executive Officer

Dynamic Business Model

*Dynamic business model generates strong asset and dividend growth
while responsibly managing credit risk*

- w Focus on middle market transaction-driven lending with large transaction volume
- w Pursue a highly selective and diversified asset accumulation strategy
- w Utilize extensive sourcing capabilities of experienced management team, Kohlberg & Co. middle market franchise and Katonah staff
- w Employ disciplined investment process with a 20-year track record of success
- w Generate attractive near-term dividends based on existing portfolio
- w Enhance dividend over time with additional higher return assets, leverage, and lean expense structure

Dynamic Business Model

A portfolio of assets with attractive yields in a diverse group of Industries

Current Middle Market Loans and Equities and Ongoing Diversification Strategy

Industries Include:

Healthcare

Cargo Transport

Manufacturing

Real Estate

Education

Automotive

Agriculture

Aerospace / Defense

Packaging

Electronics

Finance

Non-Durable Consumer

Utilities

Insurance

Food & Beverage

A focus on growing and maintaining a highly diversified portfolio of middle market assets

w Balance at 3/31/07:≈ \$218M

w Average Deal Size:≈ \$3.8M

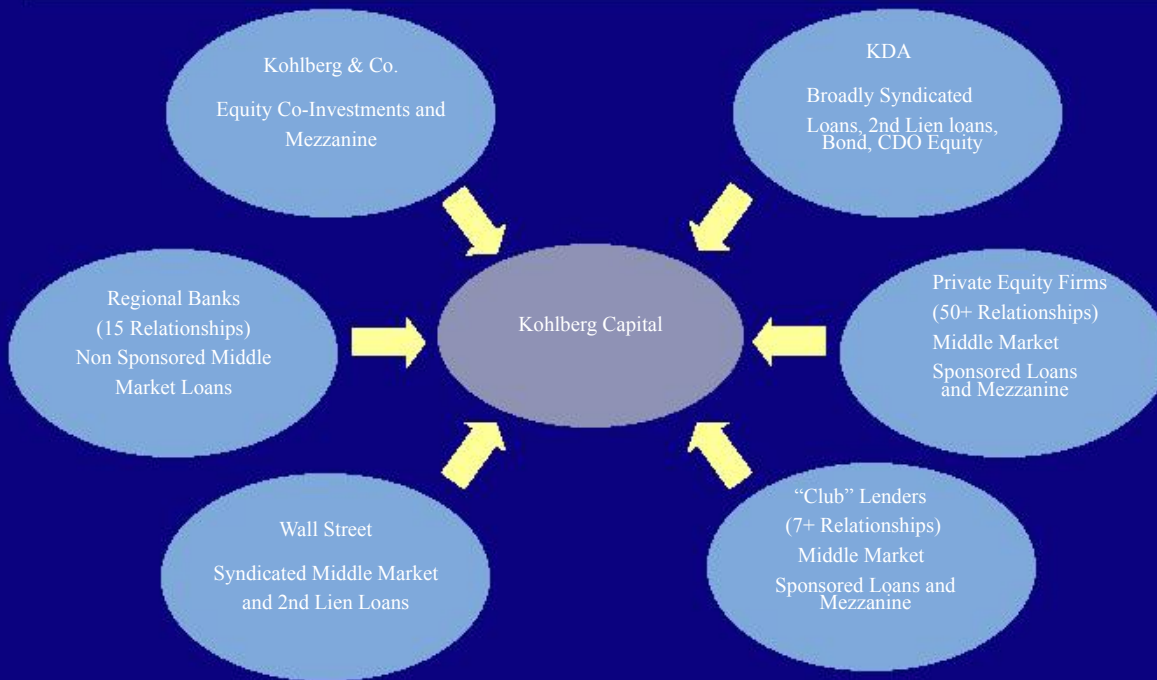
w No. of Issues:64 +

w Average Interest Rate:Libor + ≈ 4.2%

KOHLBERG
CAPITAL MANAGEMENT

Dynamic Business Model

Leverage extensive proprietary relationships to source high quality assets



Dynamic Business Model

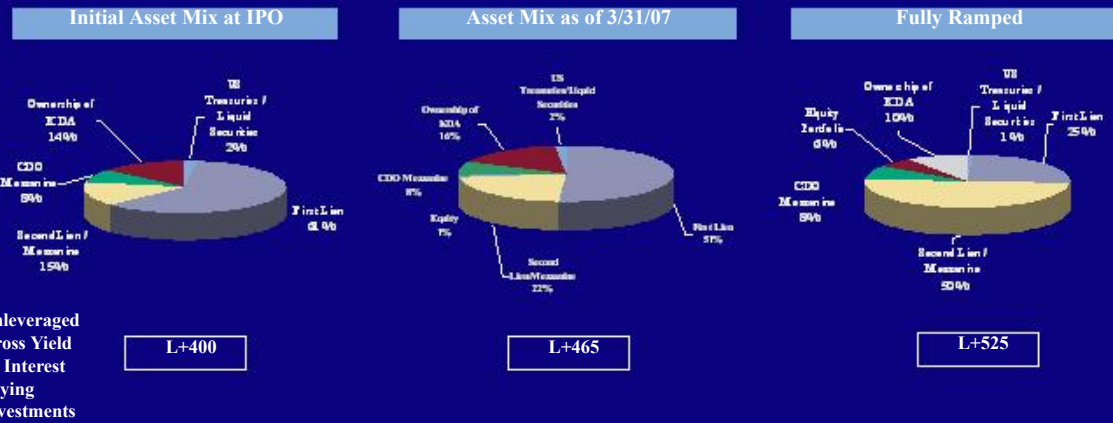
Our middle market credit risk rating system enhances investment decisions and portfolio management process

	Risk Rating System	
	ICAP System	Agency Equivalent
w Key tool of credit and portfolio management		
w Based upon comparative analysis of key factors		
- Financial strength / cash flow generation	1.0	Investment Grade
- Industry assessment / economic drivers / competitors	2.0	BB+ to BB-
- Management / Sponsor	2.5	B+
	3.0	B
	3.5	B-
w Should track closely to Moody's and S&P	4.0	CCC+
	4.5	CCC or Worse
w Approved by investment committee	5.0	Expected loss of Principle
w Key monitoring metric		

Dynamic Business Model

The existing investment portfolio originated by KDA management supports supports an attractive near-term dividend yield and future growth in dividend yield

- w Portfolio includes more than 64 companies across 24 different industries
- w As existing assets mature, Kohlberg will redeploy its capital into higher yielding assets



Financial Summary

Mike Wirth

Chief Financial Officer

Financial Summary – Q1 2007

	Q1 Actual	Consensus Estimates		
		Q1	2007	Q4 Run Rate
Total Assets	\$299.3			
GAAP Net Income	\$13.9			
Unrealized Gains	\$8.6			
(Distributable) Income	\$5.3			
GAAP E.P.S. Excluding unrealized	\$0.30	\$0.27	\$1.27	\$1.45
Dividend Per Share	\$0.29	\$0.27	\$1.26	\$1.47
Implied Yield (IPO Price)	8%			10%
Book Value Per Share	\$14.78			



Q & A

Chris Lacovara – Chairman

Dayl Pearson – CEO

Mike Wirth – CFO
